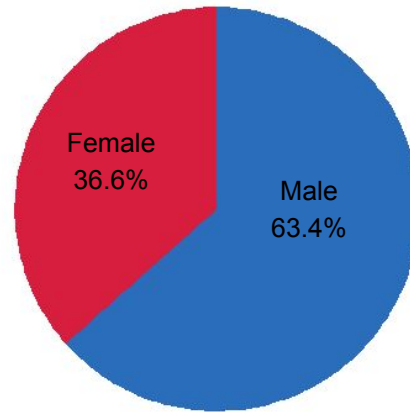


# Which Students are Receiving IEPs in Public Schools in Iowa?

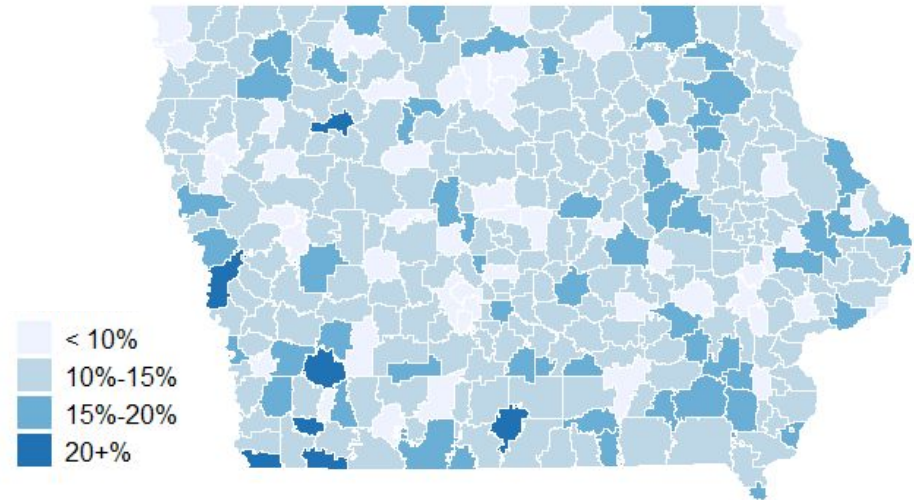
In Iowa, Individualized Education Programs (IEPs) is an individualized plan that provides achievable goals and is developed in collaboration with parents and a team for a child with a disability.

In the 2020-2021 school year, male students received almost twice the amount of IEPs as female students. Our findings also show that the percent of students with an IEP are higher for Native American and Black students, while Asian students have the lowest percent. Both trends are consistent for the past 7 school years.

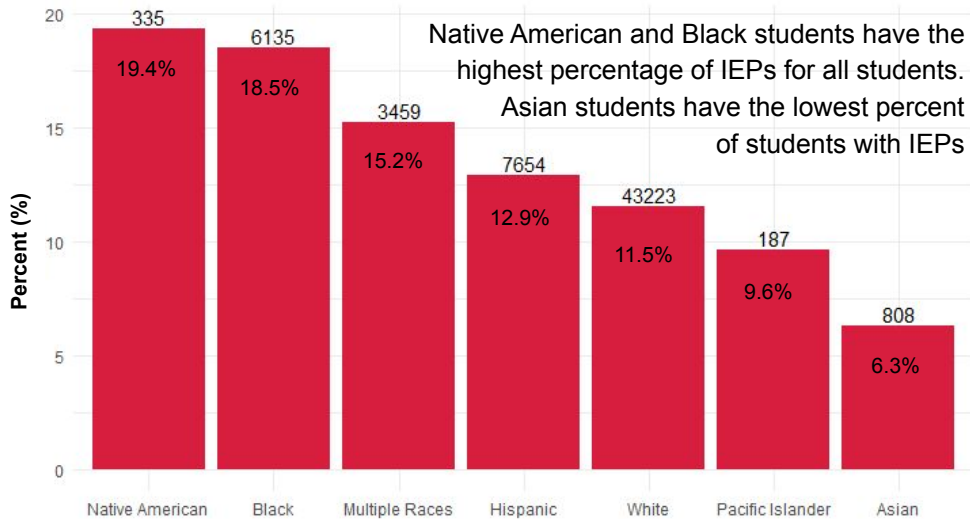
Percent of Students with an IEP by Sex, 2020-2021



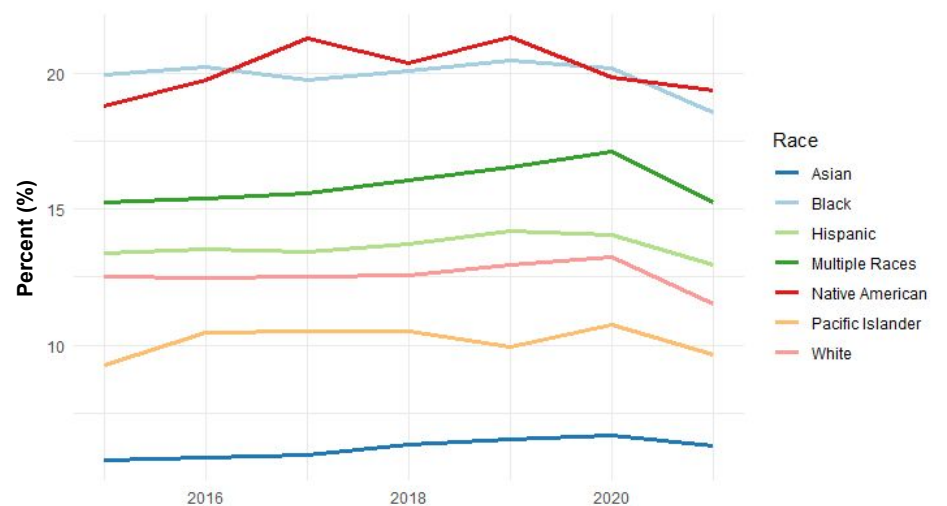
Percent of Students with IEPs by School District, 2020-2021



Percent of students with an IEP by Race, 2020-2021



Percent of students with an IEP by Race, 2015 - 2021

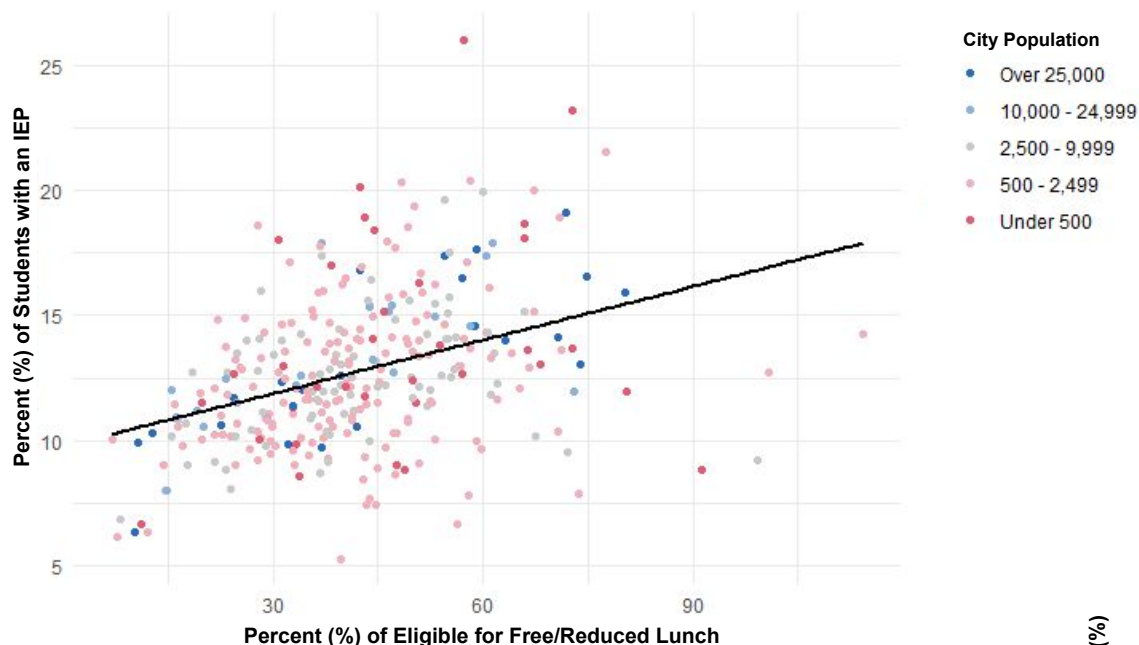


**Just the Facts**  
Educational Attainment

© 2021 Iowa Department of Human Rights and Iowa State University Extension and Outreach  
Last Updated: August 2021

# Which students are receiving IEPs in Public School Districts in Iowa?

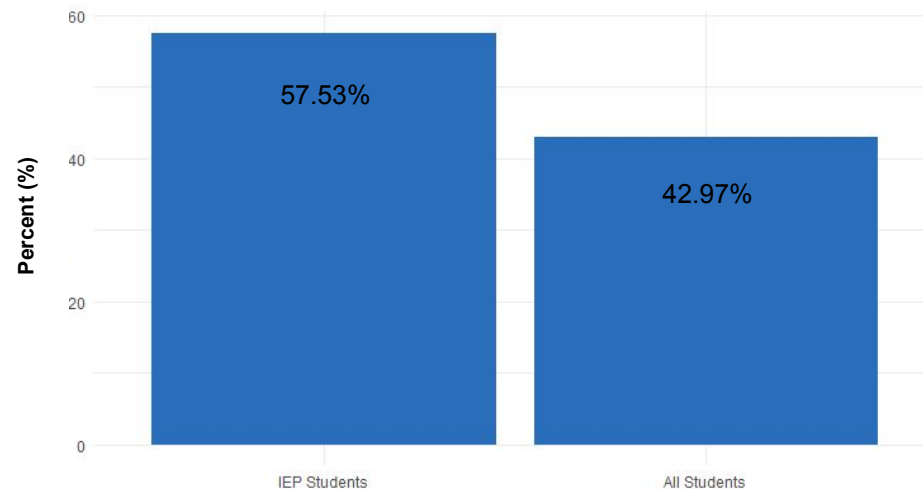
**Percent of Students with IEPs by Percent of Students with Free/Reduced Price Lunch by School District, 2020-2021**



Even though socio-economic status isn't criteria for getting an IEP, the table above shows a moderate positive correlation (.385) between percent of students with an IEP and the percent of students eligible for Free/Reduced Lunch in Iowa's public school districts. This positive relationship is shown by the scatter plot to the left.

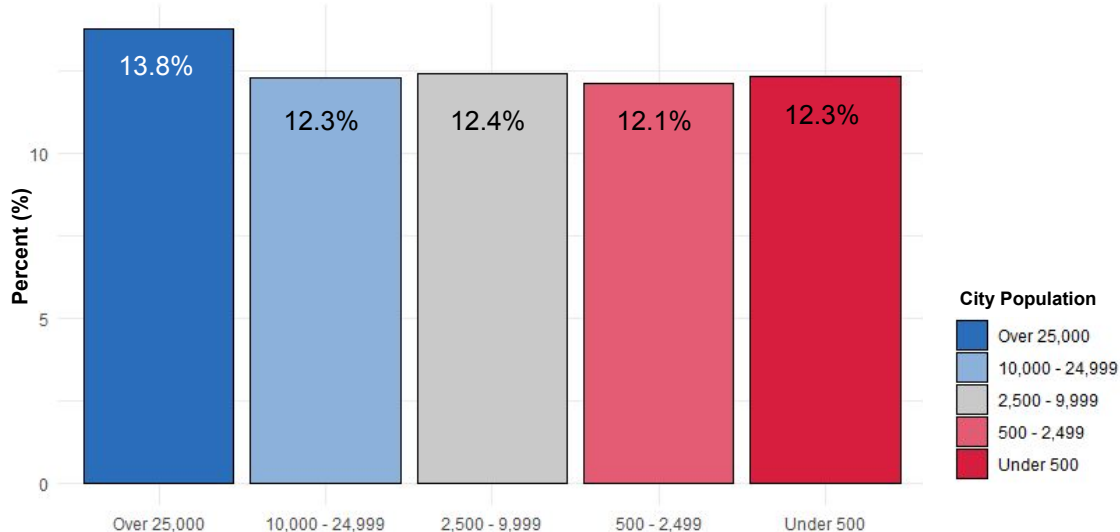
Percent of students with an IEP is about 1% higher for school districts in an urban city compared to a more rural setting.

**Percent of Students Eligible for Free/Reduced Price Lunch by IEP Status, 2020-2021**



The percent of students with an IEP and on FRL is 15% higher than the overall student population.

**Percent of Students with IEPs by Urban-Rural Classification, 2020-2021**



## Additional Information

For more information about the data sources, methodology and analysis used to create this document, visit the project website using this QR code.

