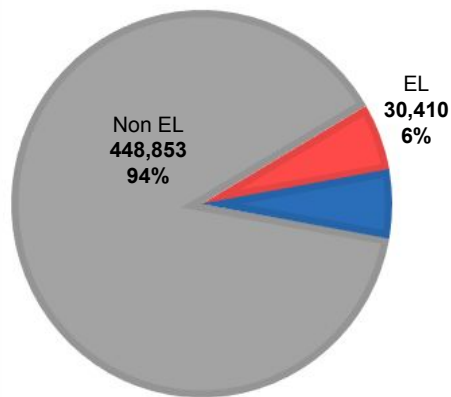


Which Students are English Learners (EL) in Iowa School Districts?


English Learners in Iowa, 2020-2021



English Learners (EL) in 2020-21 school year make up 6% of total enrolled students in Iowa. Among the 30,410 EL students, around 45% (13,762) are Female and 55% (16,648) are Male.

■ Non EL ■ EL Male ■ EL Female

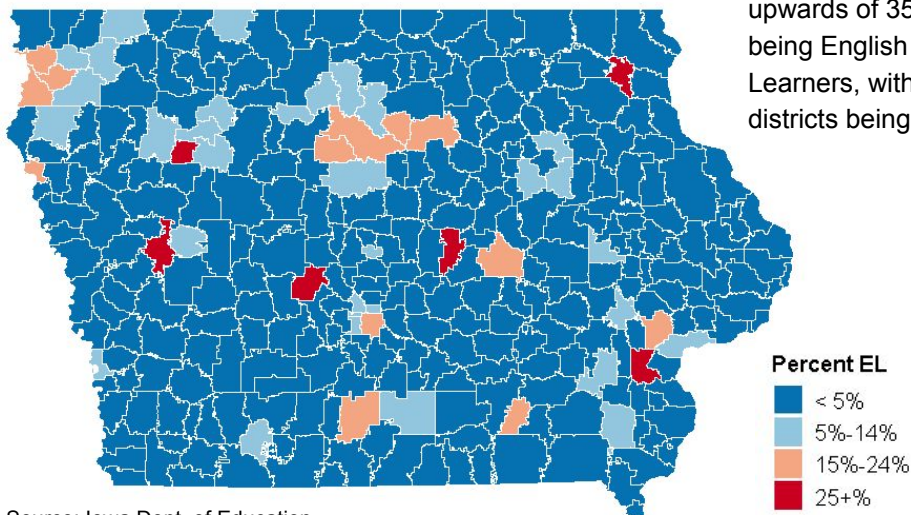
Percent of English Learners by Race or Ethnicity 2020-2021



English Learners are in all race/ethnic groups, but are most prevalent in students who identify as Hispanic.

Source: Iowa Dept. of Education

Percent of English Learners by School District, 2019-2020

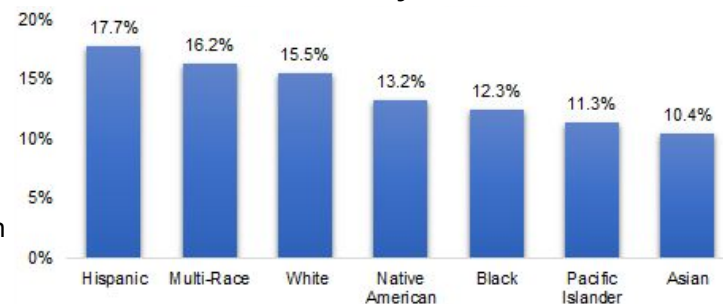


Some districts in Iowa have upwards of 35+% of students being English Language Learners, with a majority of districts being in the < 5% range.

English Learners with an IEP share similar proportions across race/ethnicity groups in 2019-2020.

Source: Iowa Dept. of Education

Percent of English Learner with an IEP by Race/Ethnicity 2019-2020



Additional Information

For more information about the data sources, methodology and analysis used to create this document, visit the project website using this QR code.



Just the Facts
Educational Attainment

© 2021 Iowa Department of Human Rights and Iowa State University Extension and Outreach
Last Updated: August 2021